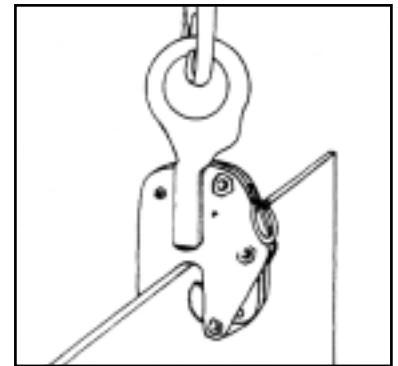
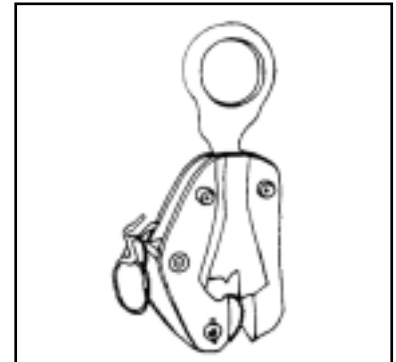
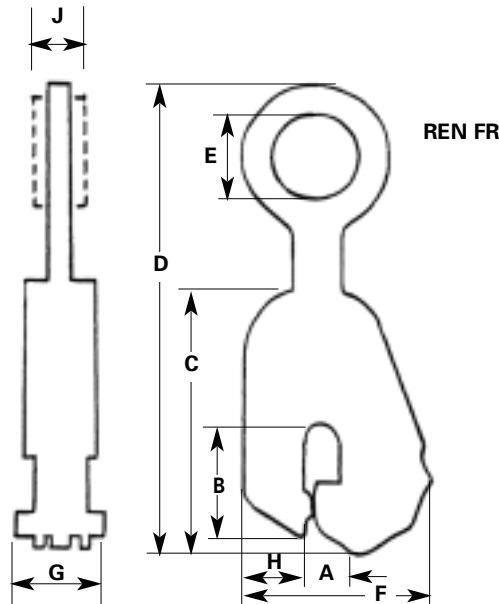




MODEL FR

Vertical lifting locking

The Model FR is a vertical lifting tool for relatively light work. It is small and easy to handle in capacities through three Tons. It incorporates a " Lock Closed " Feature which facilitates attaching the clamp to the plate.



WORKING LOAD LIMIT* (TONS)	DIMENSIONS IN INCHES										WEIGHT lbs. EACH
	PLATE THICKNESS A	B	C	MAXIMUM D	E	F	G	H	J		
1/2	0 - 3/4	2 3/16	7	11 1/4	2 3/8	4 5/8	2 1/2	1 1/2	1/2	7	
	1/2 - 1	2 3/16	7	11 1/4	2 3/8	4 7/8	2 1/2	1 1/2	1/2	8	
	3/4 - 1 1/4	2 3/16	7	11 1/4	2 3/8	5 1/8	2 1/2	1 1/2	1/2	9	
	1 - 1 1/2	2 3/16	7	11 1/4	2 3/8	5 3/8	2 1/2	1 1/2	1/2	10	
1	1 1/4 - 1 3/4	2 3/16	7	11 1/4	2 3/8	5 3/8	2 1/2	1 1/2	1/2	11	
	0 - 3/4	3 3/16	9	13 3/4	2 5/8	5 7/8	3 3/16	1 5/8	5/8	14	
	1/2 - 1	3 3/16	9	13 3/4	2 5/8	6 1/8	3 3/16	1 5/8	5/8	15	
	3/4 - 1 1/4	3 3/16	9	13 3/4	2 5/8	6 3/8	3 3/16	1 5/8	5/8	15	
	1 - 1 1/2	3 3/16	9	13 3/4	2 5/8	6 5/8	3 3/16	1 5/8	5/8	16	
	1 1/4 - 1 3/4	3 3/16	9	13 3/4	2 5/8	6 7/8	3 3/16	1 5/8	5/8	17	
2	1 - 1 1/2	3 3/16	9	13 3/4	2 5/8	7 1/8	3 3/16	1 5/8	5/8	18	
	0 - 1	3 1/2	9	16 3/8	3 5/8	6 3/4	3 3/8	2 1/8	3/4	21	
	3/4 - 1 1/2	3 1/2	9	16 3/8	3 5/8	7 1/4	3 3/8	2 1/8	3/4	22	
	1 1/4 - 2	3 1/2	9	16 3/8	3 5/8	7 3/4	3 3/8	2 1/8	3/4	23	
3	1 3/4 - 2 1/2	3 1/2	9	16 3/8	3 5/8	8 1/4	3 3/8	2 1/8	3/4	24	
	0 - 1 1/4	4 3/16	10 3/4	18 3/8	3 5/8	7 5/8	3 9/16	2 7/16	3/4	30	
	3/4 - 1 1/2	4 3/16	10 3/4	18 3/8	3 5/8	7 7/8	3 9/16	2 7/16	3/4	31	
	1 1/4 - 2	4 3/16	10 3/4	18 3/8	3 5/8	8 3/8	3 9/16	2 7/16	3/4	32	
	1 3/4 - 2 1/2	4 3/16	10 3/4	18 3/8	3 5/8	8 7/8	3 9/16	2 7/16	3/4	33	

Specifications are subject to change without notice. *WARNING : Never exceed working load limit.