



PLATE AND LIFTING CLAMPS

HORIZONTAL PLATE CLAMP

One man can handle plates with this clamp, because dual springs hold the cam on the work while the second clamp is placed. Pointed base and rear striking face facilitate driving clamp into plates that are not blocked. Sold in pairs.

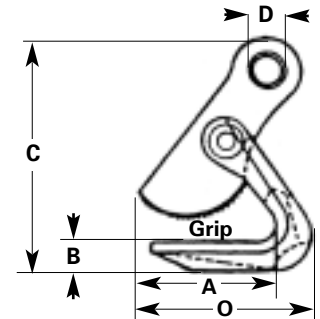



CAT. no.	WORKING LOAD LIMIT* PER PAIR		GRIP RANGE		CAM		DIMENSIONS IN INCHES					WEIGHT PER PAIR lbs.
	Tons	kgs	in.	mm	WIDTH in.	WIDTH in.	A	B	C(Max.)	D	O	
642-1701	6	5443	0 - 1 1/2	0-38	5	3/4	4 1/2	1	8	1	6 1/2	32

*WARNING : Never exceed working load limit.

REPLACEMENT PARTS FOR HORIZONTAL PLATE CLAMP

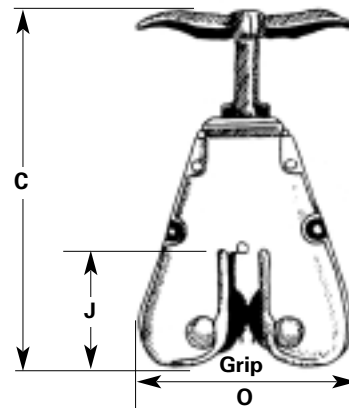

PART NAME	CAT. NUMBER
CAM	650-0350
CAM BOLT	650-0351
SPRING (PKG OF 2)	650-0356



DUPLEX HAND GRIP

This clamp is designed to carry or pull any objects that will fit into its jaws. It grips and releases automatically and is small and lightweight.

NOTE: Cam furnished with eye nut rather than handle for conveyor applications.



CAT. no.	WORKING LOAD LIMIT*		HANDLE LENGHT, in.	GRIP RANGE		DIMENSIONS IN INCHES			WEIGHT PER PAIR lbs.
	lbs.	kgs		in.	mm	C	J	O	
642-1801	500	227	2	0 - 5/16	0 - 8	6	1 7/8	3 3/4	2
642-1802	500	227	Eye-Nut	0 - 5/16	0 - 8	8	1 7/8	3 3/4	2
642-1805	500	227	10	0 - 5/16	0 - 8	16	1 7/8	3 3/4	3
642-1806	500	227	18	0 - 5/16	0 - 8	23	1 7/8	3 3/4	4

*WARNING : Never exceed woking load limit.